



Penn Wheel Sets for Light & Heavy Rail

By offering a total manufacturing capability, Penn Machine is your single source for transit wheel sets. Products range from light to heavy rail designs for virtually every North American transit application. Working in close partnership with Bochumer Verein Verkehrstechnik enables us to offer solutions to many wheel set problems.

Inboard idler axle with double brake discs and Bochum 84 resilient wheels



70% low-floor axle with Bochum 84 resilient wheels and independent brake disc design




Fully suspended, parallel AC drive with outboard journal bearings, subcritical quenched axle and Bochum 54 resilient wheels

Penn Wheel Set Features:

- Hollow and solid, inboard and outboard axles
- Low-Floor axles
- Solid and resilient wheels
- Single and double reduction gear boxes
- Fully suspended drives

Regular and Low-Floor Wheel Set Designs:

Wheel set designs include hollow, solid, inboard, outboard and low-floor axles, solid and resilient wheels, fully suspended drives and single and double reduction gear boxes. Penn Machine was the first company to manufacture and supply low-floor axle technology in North America. Internal heat-treating capabilities enable us to meet the process requirements for subcritical quenched axles.



PENN MACHINE COMPANY

Penn Wheel Sets for Light & Heavy Rail (continued)

Wheel Set Development and Technology Leadership:

Over our long history, Penn Machine has participated in the development of every new wheel set technology, and we have been recognized as a proven supplier. Our mission is to serve as a total product supplier of wheel sets, gear boxes and brake discs while addressing technical, environmental and community issues. We will also apply the latest technology when servicing users' existing equipment. As cities and towns turn to rail transit alternatives, Penn Machine is committed to keeping pace with future developments.



Penn Machine's wheel/axle presses, designed specifically for transit applications, precisely assemble wheel sets.



Technicians add wheel to axle



Penn Machine's wheel/axle presses are all equipped with AAR chart recorders.



PENN MACHINE COMPANY

Rail Transit Division

310 Innovation Drive

Blairsville, PA 15717 U.S.A.

724-459-0302

pmcsales@pennmach.com

pennmach.com